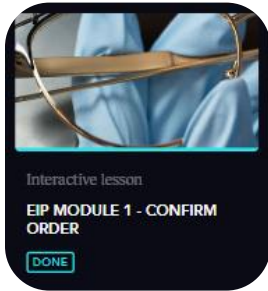


EIP Lessons

Knowledge Check



EIP Module 1:
Confirm Order
15 min

1. What are the five steps to the Eyewear Inspection (EIP) Process?

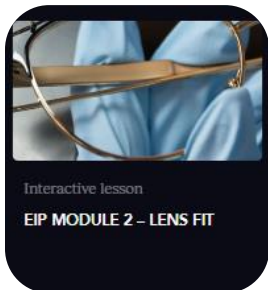
- -----
- -----
- -----
- -----
- -----

2. What are the two items necessary to correctly confirm an order?

- -----
- -----

3. What are the three steps necessary to verify safety requirements on a pair of safety glasses?

- -----
- -----
- -----



EIP Module 2:
Lens Fit
15 min

1. What is the gap tolerance on a hidden barrel frame?

2. What is the symmetry tolerance on a drill mount?

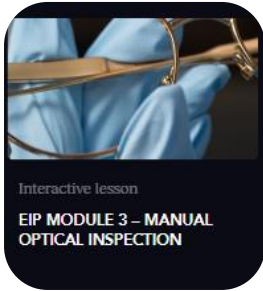
3. How do you correct lenses that are NOT symmetrical on a plastic frame?

On a metal frame?

4. What is the rule of thumb when using axis pliers?

EIP Lessons

Knowledge Check



EIP Module 3:
Digital Optical
Inspection
1 hr 10 min



EIP Module 3:
Manual Optical
Inspection
1 hr 10 min



EIP Module 4:
Visual Lens
Inspection
15 min

1. What do we verify during an optical inspection?

Power/Axis/Add

- _____
- _____
- _____
- _____
- _____

2. What are the steps necessary to check for vertical imbalance on a progressive lens less than or equal to ± 3.75 ?

- _____
- _____
- _____
- _____
- _____

On a lens greater than ± 3.75 ?

- _____
- _____

1. What is the name of the instrument used to standardize lens defects?

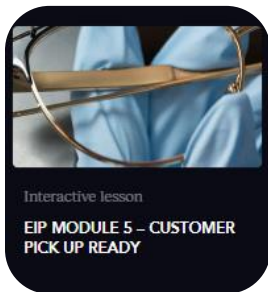
2. How many defects are allowed in Zone 2?

3. What is the maximum number of defects allowed per lens?

4. How far should you hold the eyewear and paddle to evaluate a defect?

EIP Lessons

Knowledge Check



EIP Module 5:
Customer Pick
up Ready
15 min

1. What are the three things we do to get the eyewear customer ready?

- _____
- _____
- _____

2. What are the four things we look for in frame alignment?

- _____
- _____
- _____
- _____



EIP Module 6:
First Inspection
Full-Service Labs
1 hr 20 min

Sites with a Full-Service Lab will review Module 6 with their ROM partner